

# YOUR GUIDE TO *Selling* with JBF North Indy

**JUST BETWEEN  
FRIENDS**

## Let's do this together!

If you're a First-Time Seller, you'll find everything you need to know —right here in this Guide—to help you turn your outgrown kid items into CA\$H.



**Gather**



**Sort**



**Price**



**Prep**

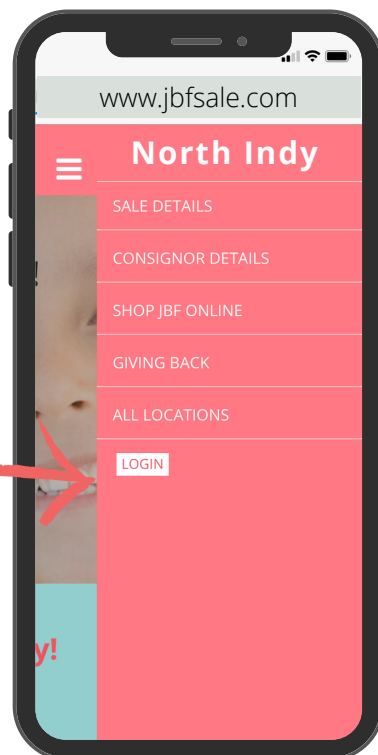


**Drop Off**

## First Things

### First: REGISTER

Save your spot by registering as a Seller at the sale(s) you prefer.



## Seller Pay

**Rates:** JBF Sellers earn 60% on sold items. Sellers who choose to help during the beginning and end of the sale earn between 70-75% on sold items.

**Fees:** Each sale, there is a \$15 fee per Seller.

**Method:** Sellers receive an eCheck via email within 15 days after each sale. eChecks are printed at home and deposited like a regular check.

# STEP #1

# Gather



## Kids Grow Fast!

Each child cycles through a wardrobe every 6 months. So, if you're feeling like you have lots of outgrown clothes in your home, you're not alone!

Plus, you can also sell items you likely have around your home. Here are some places to look for more to sell.

## Check all over your home!

### Bedrooms

- clothing + shoes
- lamps + rugs
- gliders + rockers
- boppies + monitors

### Closets

- sheets + towels
- diapers + new supplies
- step stools
- pillows + blankets
- maternity wear

### Playrooms

- puzzles + games
- family DVDs
- dress up + costumes
- crafts + supplies
- instruments
- gaming systems

### Bathrooms

- diaper disposal systems
- bath toys + supplies
- newborn tubs

...and check the garage!



## Have any of these hot-selling items?

### Large toys

- exersaucers
- rockers
- play kitchen sets
- tool bench play sets

### Furniture

- toddler beds
- dressers + bassinets
- changing tables

### Feeding supplies

- new pacifiers
- dishes + lunch boxes
- sippy cups + boosters
- safety items

### Outdoor toys

- bikes + trikes
- scooters + skates
- ride-on toys
- playhouses



# STEP #2 Sort



## Keep | Toss | Sell

It's okay to **KEEP** the items that you just aren't ready to part with yet. **TOSS** the items that are too well-loved (stains, missing pieces, or are not working).



## SELL the items that meet these 4 C's:

### CLEAN

The newer it looks, the better it sells. Check carefully for stains and holes in clothing. Clean all clothing and non-clothing items thoroughly.

### CURRENT

Sell warm weather clothing and shoes at our Spring/Summer sale. Sell cold weather items at our Fall/Winter sale. All seasons are welcome this sale! Shoppers love current styles that are in fashion.

### COMPLETE

Be sure all parts & pieces are present before you tag items. Shoppers want to open their items when they get home and find everything in working order.

### COMPLIANT

Important Safety Guidelines apply to car seats, cribs, infant equipment & toys. All of the Recalls & Safety Standards are listed at **jbfsale.com** for you to check each of your items before you sell.



**Safety Waivers Required** for all Cribs & Car Seats

# STEP #3 Price



## Shopper-Focused Pricing

Ask yourself, "What price would make me buy this item without hesitation...and brag about my bargain to my friends?"

Retail Price	JBF Clothing Price	Pricing Non-Clothing Items	
less than <b>\$10</b>	<b>\$1-2</b> <b>Value Brands:</b> Cherokee, Circo, Faded Glory, Garanimals	Toys Books Baby Gear Furniture Electronics Strollers + Joggers Sporting Goods	 Price a little higher for: <ul style="list-style-type: none"> <li>• new with tags</li> <li>• hot selling</li> <li>• like-new</li> <li>• large toys</li> </ul>
less than <b>\$20</b>	<b>\$3-6</b> <b>Standard Brands:</b> Carter's, Old Navy, Children's Place, Nike	<b>60-80% off retail</b>	Price a little lower for: <ul style="list-style-type: none"> <li>• infant clothing</li> <li>• play clothes</li> <li>• good condition</li> <li>• maternity</li> </ul> 
more than <b>\$20</b>	<b>65-75% off retail</b> <b>Boutique Brands:</b> Crewcuts, Mud Pie, Matilda Jane	<b>Want to SELL Even MORE?</b> Choose to REDUCE, which allows your items to sell at 50% off during discount sale days	



## Bundle Items to Save Time

As you are thinking about prices, consider creating sets or bundles. Put an outfit together, or a set of same-size onesies. Bundle 6 pair of socks together, or several superhero figures. Shoppers love it, and you only have to create one JBF tag!



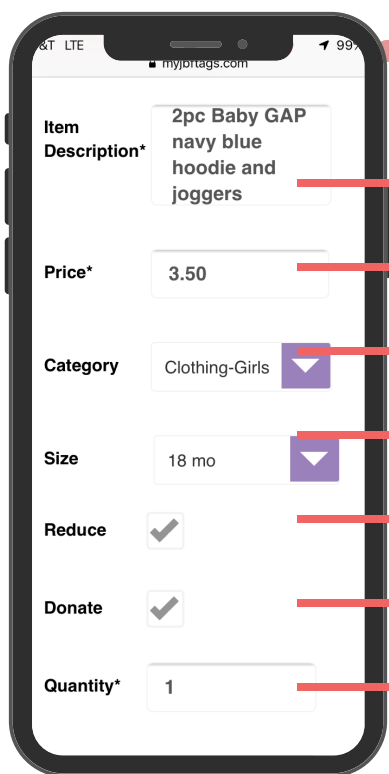
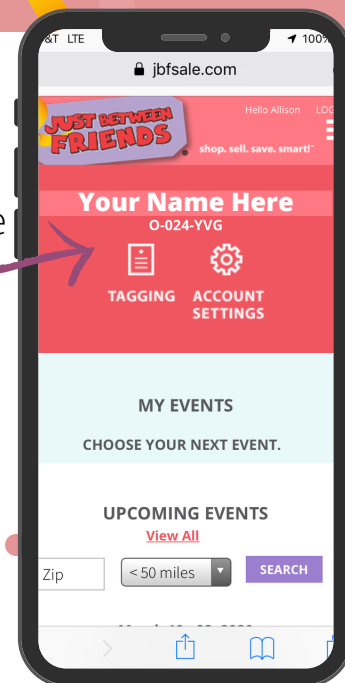
# STEP #3 Price



## Where to Create Your Tags

Now that your items are inspected and bundled, it's time to log in to your JBF Profile and enter your tag data.

1. [www.northindy.jbfsale.com](http://www.northindy.jbfsale.com)
2. login
3. click on TAGGING



## Creating Tags

Include brand, colors, number of pieces included

You choose the price

Choose the category that fits best (leave blank if you can't decide).

Indicate size for clothing and shoes

A check mark here will allow your item to sell at 50 & 75% off during the discounted sale hours

A check mark here will allow your item to be donated if unsold

This feature is if you have more than one of the exact same item and want to create several tags at once

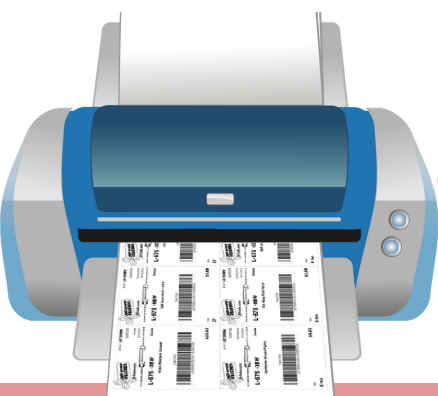
## TIP! Talk-to-Text

If you are entering tags on your mobile device, use talk-to-text to go even faster.



## Print Your Tags

Print tags on 8.5"x11" white cardstock. Tags print 9 per page. Click [here](#) for a discount card to print at Office Depot if you'd like!



# STEP #4 *Prep*



## Preparing Your Items & Attaching Tags

Now that your JBF tags are printed, cut them apart and sort them by gender, type and size to make this step go smoother.



## Gather these supplies to make your prep faster:

- hangers
- clear self-sealing bags (zip-loc)
- ribbon/string
- zip-ties
- clear tape & painter's tape
- clear (saran) wrap
- scissors
- safety pins or tagging gun
- hole-punch

## TOYS & GEAR

### Two Essentials:

- Tag is attached securely (won't fall off) &
- All pieces secured together (won't separate; tape bags closed)





# STEP #4 *Prep*



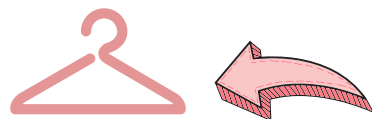
## CLOTHING

### Hanging & Tagging Clothing

Put most clothing on a hanger. Bundle onesies, socks, infant mittens & hats, as well as accessories in clear self-sealing bags. Attach JBF tag with safety pin or tagging gun.

### Hanger Direction

Be sure the hanger hook opens to the left, like a question mark. Attach JBF tag to front of item.



### Creating Outfits

It's okay to bundle items into sets. Secure pieces to hanger using safety pins and then zip-tie hangers tightly together so outfit remains together as a set. \*Make sure both pieces in the set are the SAME size.

### Tagging Gun

If you use a tagging gun to attach JBF tags, only puncture the garment tag or an inside seam so that you do not damage the fabric.



# STEP #4 *Prep*



## Bundling in Bags

Multiple onesies—that are all the same size—can be folded neatly and placed in a bag. Attach tag directly to the bag. Tape the bag closed, so the items don't get separated.



## Accessories

Use clear bags to bundle sets of socks, hair accessories, infant mittens and hats. Display neatly so shopper can see well. Tape JBF tag to bag and tape bag closed.



## Hats

Simply attach JBF tag to hats using a safety pin or tagging gun. No need to use a bag.



## Hanging Multiple Items on a Hanger

Multiple items—that are all the same size—can be hung on a single hanger. Use a safety pin (through a sturdy waistline) to attach pants/skirts to hangers on the top part of the hanger so they don't slide.

## STEP #5

# Drop Off

JUST BETWEEN  
FRIENDS



### You did it!

Now that your items are tagged, you'll want to pack items **organized by type and size** so that your Drop Off process is easy and fast.

## Seller Drop Off for JBF North Indy

**MON | AUGUST 9 | 4-8 PM**

**TUE | AUGUST 10 | 10-4 PM**

**1**

Plan for 60-minutes to drop off your items. **Drive** to the east side of the building, **Park** in the parking lot facing the Extension Office to unload your items, **Enter** through the double doors near the "Consignor Drop Off" sign, **Check In** with the Team Member for specific drop off instructions. Presale Tickets and checks will be sent via email!

**2**

After you check in, you will be placing your own items out on the floor in a designated zone. All you do is walk to the appropriate "zones" (girls toys, shoes, boys clothes, etc.) and follow the signs. The Drop Zone Map will be posted on the seller facebook page the week of drop off.

**3**

Our shoppers are looking for the best quality items for their families. Items pulled as "no thank you's"; stains, holes, too much wear, broken zippers, missing buttons, recalled, etc., will be charged \$.25/pulled item fee. Sellers are allowed up to 5 pulled items for free.

**4**

For your Large Items, you will attach a yellow claim ticket to these items. Claim tickets will be at the self serve claim ticket station and helps make it easier for shoppers to purchase your items during the sale.

*That's It! You're Done!*



# During the Sale

**JUST BETWEEN  
FRIENDS**



## Make time to SHOP

**MAKE SURE YOU GET THE BEST  
DEALS FOR YOUR FAMILY!**

**CHILDREN ARE WELCOME DURING  
ALL SHOPPING TIMES!**



### **Watch Your Consignor Check Grow**

You can view your sold items!  
Log in to your JBF Profile,  
click on TAGGING, then  
choose REPORTS.



### **Share Free Tickets**

Now is the time to tell  
everyone to shop! The more  
you share, the bigger your  
consignor check will grow.  
Be sure all the families in  
your life know about the  
resource of JBF this week!



### **Unsold Items Donated to Charity**

Are distributed to help local  
families throughout Hamilton  
County. You'll receive a  
donation receipt for tax  
purposes.

### **Presale Shopping**

Wednesday | August 11

1pm | 12 hr Team Members

2pm | 8 hr Team Members

3pm | 4 hr Team Members

4:30pm | Sellers (Consignors)

5:00pm | Premier Shopping \$20 entry

6:00pm | Primary Shopping \$15 entry

6:30pm | New Parents/GP, Adoptive &  
Foster Parents

7:00pm | Prime Shopping \$10 entry,  
Educators & Military

\*Paid Shoppers receive a Half Price  
Presale Ticket. Sale closes at 9pm

### **Public Shopping**

Thursday | August 12 | 9am-7pm

\$2 Admission without shopping  
ticket. Claim a free ticket [here!](#)

Friday | August 13 | 9am-5pm

New Merchandise - Free Admission

### **Half Price Presale**

Friday | August 13 | 6pm-9pm

Team Members, Consignors & Paid  
Shoppers

\*Half Price Sale closes at 9pm. Passes  
Required.

### **Public Discount Days**

Friday | August 13 | 7pm-9pm

Saturday | August 14 | 9am-3pm

50% Off Sale - Free Admission

Saturday | August 14 | 5pm-9pm

75% Off Sale - Free Admission

\*closed from 3-5pm to reorganize

### **Seller Pick Up**

Sunday | August 15 | 7pm-9pm

*If items are not donated*